

The image features a wooden desk background with a stack of papers in the center. The top paper is white with a dark blue border and contains the text 'COLLEGE: GETTING STARTED'. To the left, a green lined paper is partially visible. In the top right corner, there are three paper clips: one blue, one green, and one red. In the bottom left corner, there are two pencils: one blue and one yellow. In the bottom right corner, there is a blue and green pen.

COLLEGE: GETTING STARTED

AGENDA



- Explore 2- and 4-year college options and components of their applications
- Learn common terms used in admissions
- Discuss recommendations for applications
- Cover student and family responsibilities
- Provide resources to build a college list



COLLEGE OPTIONS

2-Year College

- Research certificates and degrees offered
- Tour the campus
- Consider CTE course clusters
- Review college website for placement criteria
- Transfer opportunities to a four-year college:
 - C-Step and C3 at Wake Tech



COLLEGE OPTIONS


4-Year College/University

- Colleges look at: GPA, class rigor, extracurriculars, leadership, and volunteering
- Tour campuses before applying if you can
- Apply to one SAFETY school, two MATCH schools, and one REACH school
- Take core classes all 4 years of high school
- AP exams can earn you college credit

COMPONENTS OF THE APPLICATION

2-Year Colleges


- Residency Determination Form - all NC schools require this
- Application - CFNC account
- Once accepted, it is highly encouraged to meet with an advisor for registration
- Contact your counselor to find out when Wake Tech will be at GH.



COMPONENTS OF THE APPLICATION

4-Year College/University

- Demographic Information
- Personal Statement and/or Supplemental Essays
- Residency Determination Form - all NC
- Activities and Awards
- Transcript
- Recommendation(s)
- Application Fee



PUBLIC VS. PRIVATE


Public College

- Lower tuition for in-state students.
- Higher out-of-state tuition.
- Typically larger with more diverse academic offerings.
- Larger class sizes, especially for introductory courses.


Private College

- Higher tuition but often significant financial aid is available.
- Generally smaller with a more personalized environment.
- Smaller, with more faculty-student interaction.


LEARN THE LINGO




College Board's
College
Admissions
Glossary.

- **Early Action (EA)** - Students apply early and receive an early response from their colleges. This is **non-binding**.
 - **Early Decision (ED)** - Apply early, so you get an earlier decision. This is **binding**, which means you enroll in the college immediately if admitted and withdraw your other applications.
- 

LEARN THE LINGO



College Board's
College
Admissions
Glossary.

- **Open Admission**- accepting any high school graduate
 - **Restrictive Early Action**- when you apply early to only one institution
 - **Rolling Admission**-receiving a decision as soon as all required information has been processed
- 

HOW TO APPLY

The Common
Application

College
Foundation of
North Carolina
(NC only).

College
Websites

***YOU CAN MAKE ACCOUNTS NOW!**

COUNSELOR RECOMMENDATIONS

Counselor deadlines vary from student deadlines - we can submit after student deadlines

- Complete Senior Google Form at least 3 weeks before application deadlines
- Most schools require a school report, some require a counselor recommendation
- Send counselor electronic invites at least 3 weeks before application deadlines


TEACHER RECOMMENDATIONS

- Research recommendation criteria
- Give teachers at least 3 weeks notice
- Most recommendations are sent electronically by email address (check spelling)

**"Thank You" notes
are a nice touch to
show your
appreciation**


STUDENT RESPONSIBILITIES

- Researching post-secondary options and admissions requirements
- Requesting teacher recommendations and counselor reports - Senior Google Form
- Requesting entrance exam test scores
- Completing applications, writing essays
- Communicating with admissions offices



FAMILY RESPONSIBILITIES

- Financial Planning
 - Research and understand college costs (tuition, room/board, fees).
 - Discuss family budget and college affordability early.
- Emotional Support
 - Encourage and reassure your student during stressful times.
 - Celebrate milestones and efforts, not just outcomes.
- Organizational Support
 - Help organize deadlines, applications, and campus visits




COLLEGE COMPARISON RESOURCE

- Provided by ACT
- Keep track of colleges that you're interested in and applications
- "Add your own" category for things that are important to you




BUILDING A COLLEGE LIST

- Academic Fit:
 - GPA and test scores compared to college averages.
 - Admission selectivity.
- Financial Fit:
 - Cost of attendance (tuition, room/board, etc.).
 - Availability of scholarships and financial aid.
- Social Fit:
 - Campus vibe, diversity, and student organizations.
 - Proximity to home or preference for new environments.



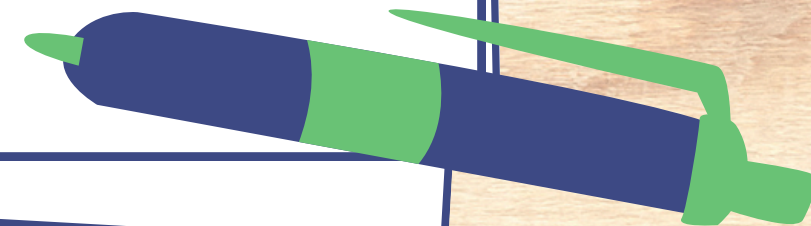
BUILDING A COLLEGE LIST

- Organize List:
 - Safety, Match, Reach
 - Intended Majors
 - Deadlines
- Visit Campuses
 - Schedule campus tours
 - Attend open houses
- Keep on Open Mind
 - Explore a mix of well-known and less familiar schools.
 - Focus on finding the right fit for you.



JUNIOR CONFERENCE

- Email your counselor if you (student) are not a member of the Student Services Canvas page.
- Check email frequently for updates.
- Watch for Junior Conference scheduling links to be sent out at the end of January.
- Prepare a list of questions for your conference with your family.



SESSION 2 (7:05-7:30)

- **Wake Tech CCP**
 - Room: Auditorium
- **Career Exploration and Post Secondary Options**
 - Room: 200

